

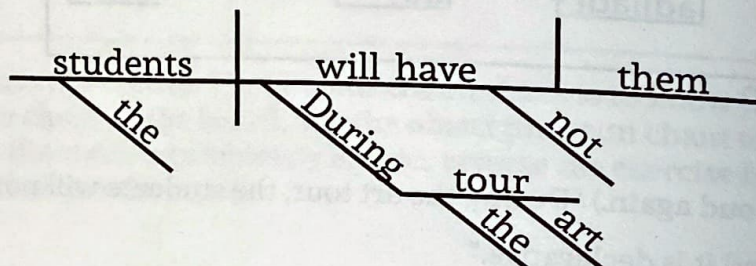
Lesson to Learn

Object Pronouns

1. Analyze the following sentences, and then diagram them in the space provided. Use a ruler to draw the lines.

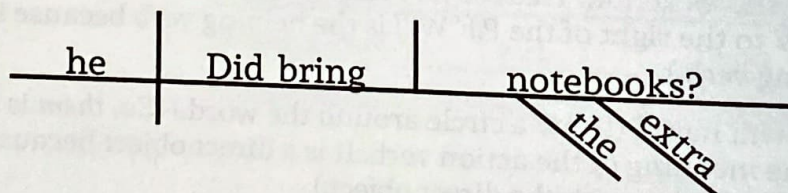
a. (During the art tour,) the students will not have them.

Labels above: S (students), hv (will), PV (have), do (them).
 Labels below: p (During), adv (the), prep (art), op (tour), adv (not), op (have).



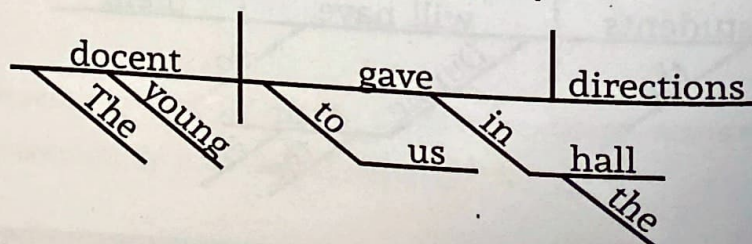
b. Did he bring the extra notebooks?

Labels above: hv (Did), S (he), PV (bring), do (notebooks?).
 Labels below: adj (the), adj (extra), op (notebooks?).



c. The young docent gave directions (to us) (in the hall.)

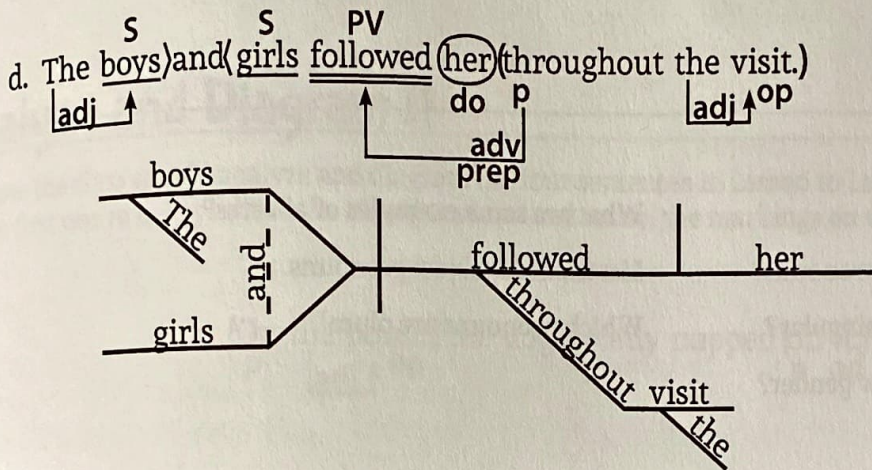
Labels above: S (docent), PV (gave), do (directions), p (to), op (us), p (in), op (the hall).
 Labels below: adj (The), adj (young), adv (to), adv (in), prep (us), prep (the), prep (hall).



docent: one who acts as a guide in a museum

Lesson to Learn

Object Pronouns



2. Imagine that you are touring an art museum with your classmates. With that in mind, write the following sentences.

a. Write one sentence about an *art docent*, being sure to use an *object pronoun*.

The art docent explained it again.

b. Write one sentence about you and your classmates at the museum, being sure to include an object pronoun as part of a *compound object*.

The art docent talked with the teacher and us.

3. In the following chart, fill in the blanks with the correct *object pronouns*. Say them aloud several times.

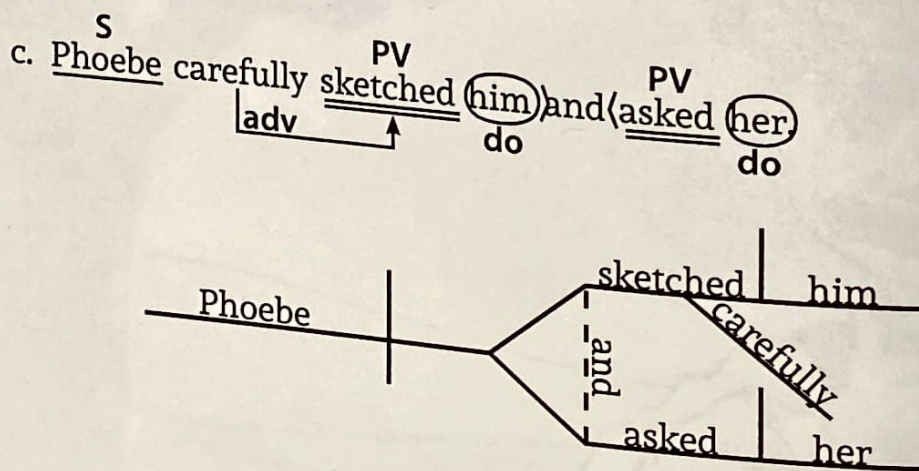
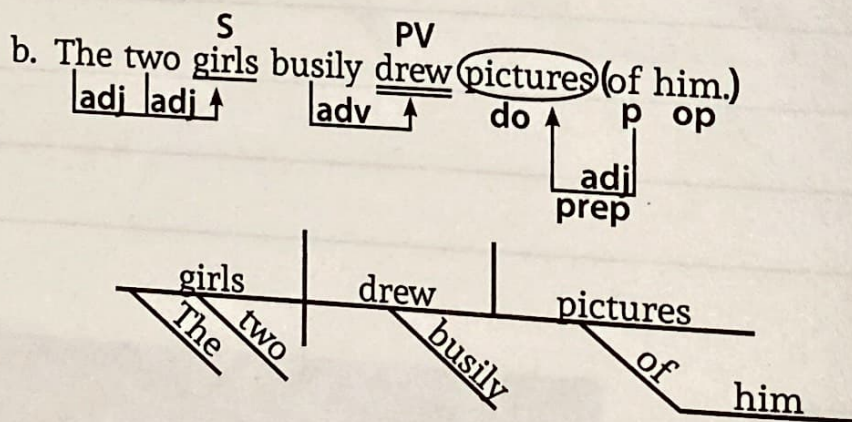
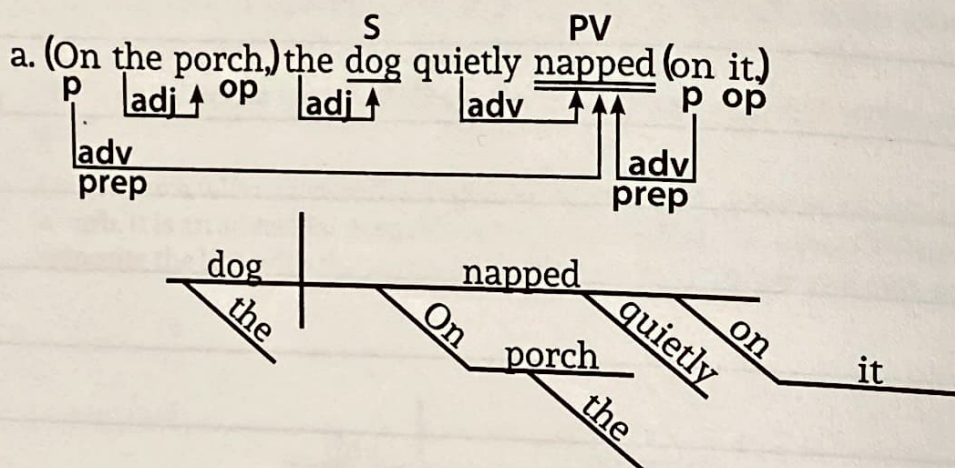
	Singular	Plural
First Person	me	us
Second Person	you	you
Third Person	him, her, it	them

From the Sideline: The goal is mastery of these pronouns. Draw the structure of the chart on the whiteboard. Say the object pronoun chant along with the students and write in each pronoun each time they say one. Once the chart is complete, reverse the exercise by asking students to erase particular pronouns.

Lesson to Learn

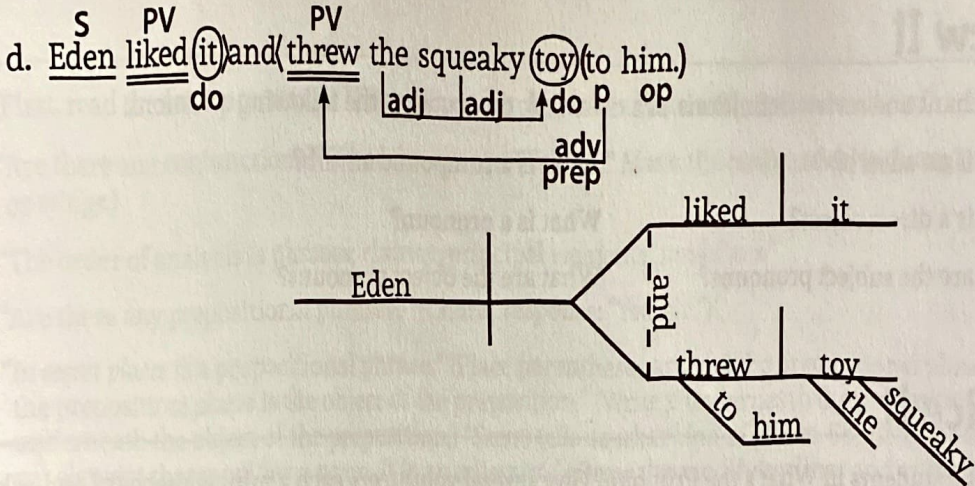
Object Pronouns

1. Analyze the following sentences, and then diagram them in the space provided. Use a ruler to draw the lines.



Lesson to Learn

Object Pronouns



2. Imagine that Phoebe and Eden are sketching their dog. Write one sentence about a dog, being sure to use an *object pronoun*.

The dog sniffed it.

3. Rewrite the following sentences correctly by adding the capitalization and correct punctuation (such as periods and commas).

a. otis said are you sorting the laundry now

Otis said, "Are you sorting the laundry now?"

b. she ordered quickly carry those towels upstairs

She ordered, "Quickly carry those towels upstairs!"

c. they grumbled we will be late for practice

They grumbled, "We will be late for practice!"

4. On the line provided, list the *object pronouns* (singular and plural) for first person, second person, and third person.

me, you, him, her, it, us, you, them

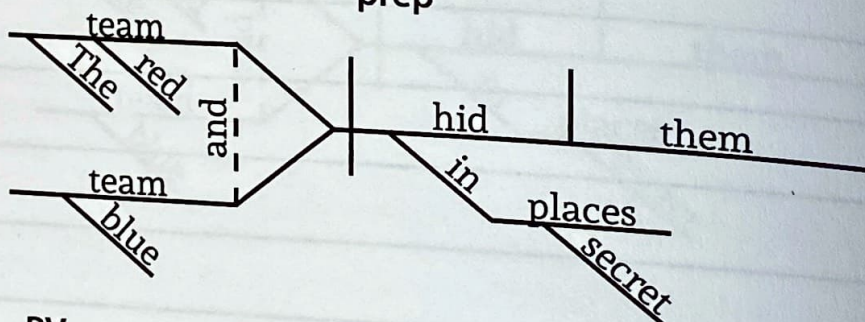
Lesson to Learn

Object Pronouns

1. Analyze the following sentences, and then diagram them in the space provided. Use a ruler to draw the lines.

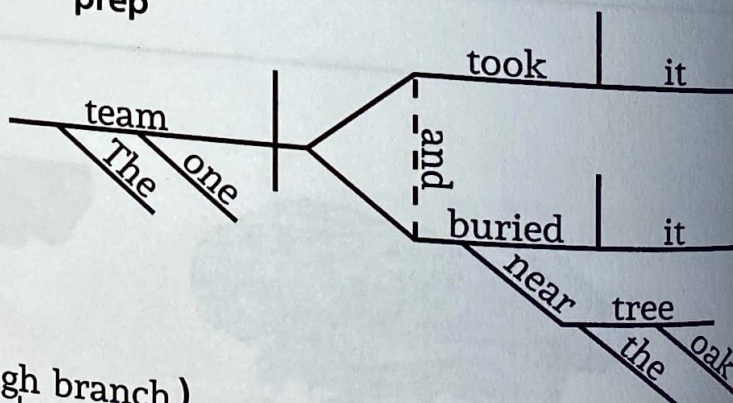
a. The red team and (blue team hid them) (in secret places.)

Labels: S (The red team), S (blue team), PV (hid them), do, p (in secret places), adv (in), prep (secret).



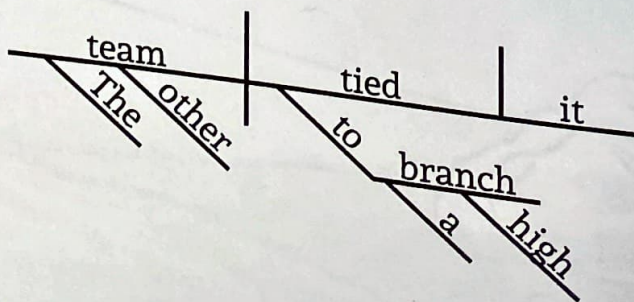
b. The one team took it) and (buried it) (near the oak tree.)

Labels: S (The one team), PV (took it), do, PV (buried it), do, p (near the oak tree), adv (near), prep (the oak tree).



c. The other team tied it (to a high branch.)

Labels: S (The other team), PV (tied it), do, p (to a high branch), adv (to), prep (a high branch).



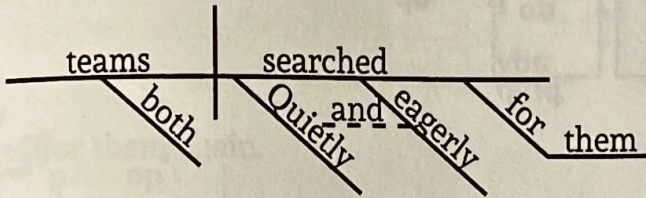
Lesson to Learn

Object Pronouns

d. Quietly and eagerly, both teams searched (for them.)

adv adv adj S PV p op

adv prep



2. Imagine you are watching the red team and blue team playing Capture the Flag, and then write a sentence about the *red team*, being sure to use an *object pronoun*.

The red team grabbed it.

3. In the following sentences, circle the correct object pronoun.

a. I saw the twins and (he / him) near the van.

b. Calvin called for Phoebe and (me / I).

c. I waved to Calvin and (them / he).

4. Rewrite the following sentences correctly by adding the capitalization and correct punctuation (such as periods and commas).

a. he asked will max be coming for pizza

He asked, "Will Max be coming for pizza?"

b. she muttered he will come with phoebe

She muttered, "He will come with Phoebe."

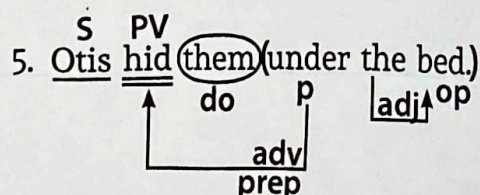
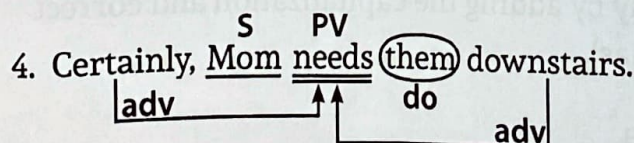
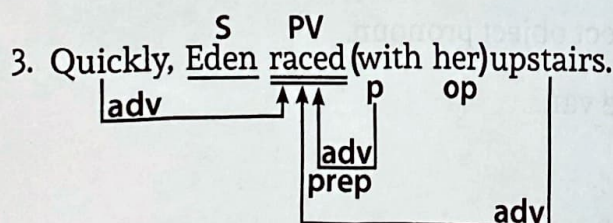
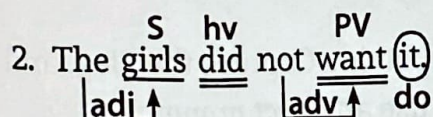
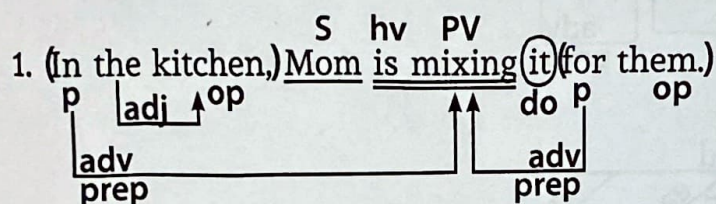
c. the twins grumbled that is not fair

The twins grumbled, "That is not fair."

Sentences for Practice

Object Pronouns

Analyze the following sentences.



Sentences for Practice

Object Pronouns

6. Next, Max closed it tightly.

Diagram: S (Next) → PV (Max) → do (closed) → adv (tightly). Arrows show the flow from S to PV, PV to do, and do to adv.

7. Mom called (for them) again.

Diagram: S (Mom) → PV (called) → p (for) → op (them) → adv (again). Arrows show the flow from S to PV, PV to p, p to op, and op to adv.

8. Chip watched it curiously.

Diagram: S (Chip) → PV (watched) → do (it) → adv (curiously). Arrows show the flow from S to PV, PV to do, and do to adv.

9. Millie understood the problem (with them.)

Diagram: S (Millie) → PV (understood) → adj (the) → do (problem) → p (with) → op (them). Arrows show the flow from S to PV, PV to adj, adj to do, do to p, p to op.

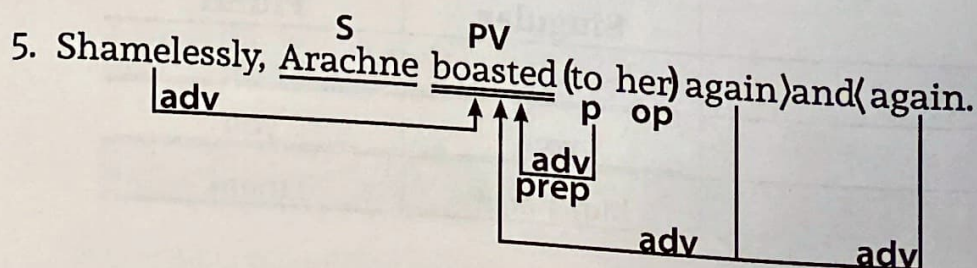
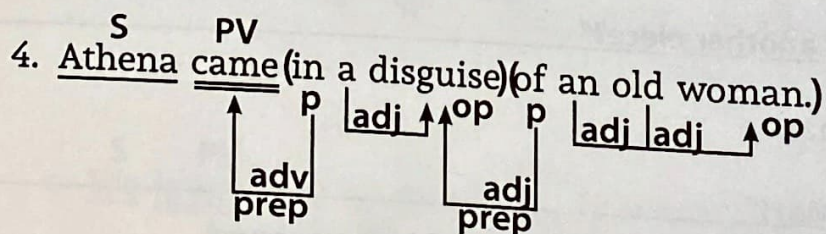
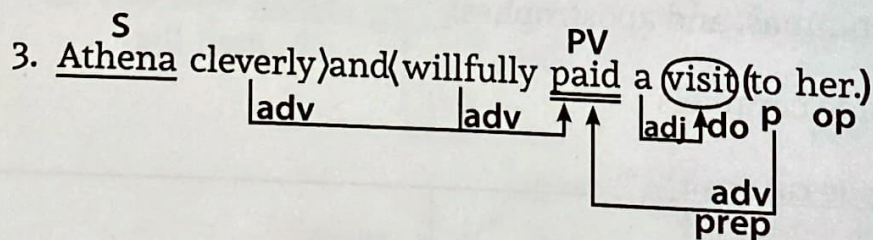
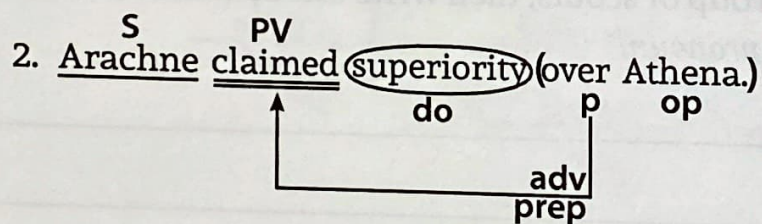
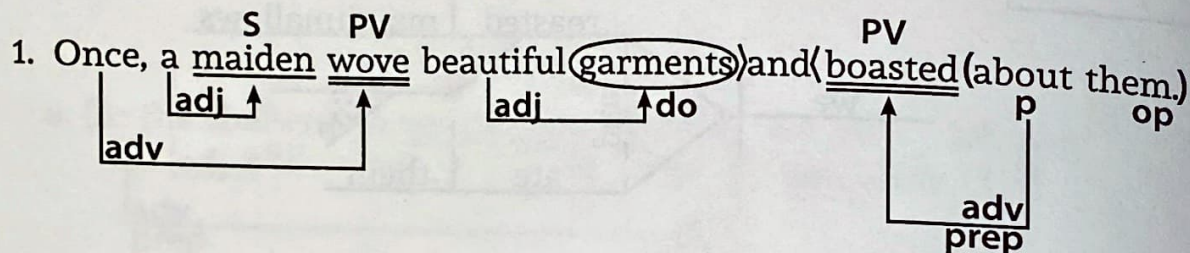
10. She found them and dragged them downstairs (to Mom.)

Diagram: S (She) → PV (found) → do (them) → and → PV (dragged) → do (them) → adv (downstairs) → p (to) → op (Mom). Arrows show the flow from S to PV, PV to do, do to and, and to PV, PV to do, do to adv, adv to p, p to op.

Sentences for Practice—Tale

Object Pronouns

Analyze the following sentences, which summarize the ancient Greek myth "Athena and Arachne."



From the Sideline: These extra practice sentences are a synopsis of the myth "Athena and Arachne." The myth and the extended lesson can be found on the following pages.

Sentences for Practice—Tale

Object Pronouns

6. The two weavers thought (of a contest) and agreed (to it.)

Diagram: S (The two weavers) PV (thought) PV (agreed). Arrows show object pronouns: 'weavers' is the object of 'thought'; 'agreed' has an object pronoun 'it' (circled) which is the object of the preposition 'to'.

7. Arachne angered (her) (with the tapestry) (of disrespect.)

Diagram: S (Arachne) PV (angered) PV (with the tapestry) PV (of disrespect). Arrows show object pronouns: 'angered' has object pronoun 'her' (circled); 'with the tapestry' has object pronoun 'it' (circled) which is the object of the preposition 'with'; 'of disrespect' has object pronoun 'it' (circled) which is the object of the preposition 'of'.

8. Suddenly, Athena struck (it) (with the shuttle.)

Diagram: S (Suddenly) PV (Athena) PV (struck) PV (with the shuttle). Arrows show object pronouns: 'struck' has object pronoun 'it' (circled) which is the object of the preposition 'with'; 'with the shuttle' has object pronoun 'it' (circled) which is the object of the preposition 'with'.

shuttle: a wooden device used in weaving

9. Hopelessness killed (her) (outside the cottage.)

Diagram: S (Hopelessness) PV (killed) PV (outside the cottage). Arrows show object pronouns: 'killed' has object pronoun 'her' (circled); 'outside the cottage' has object pronoun 'it' (circled) which is the object of the preposition 'outside'.

10. Athena pitied (her) and changed Arachne's (body) (into a spider.)

Diagram: S (Athena) PV (pitied) PV (changed) PV (into a spider). Arrows show object pronouns: 'pitied' has object pronoun 'her' (circled); 'changed' has object pronoun 'it' (circled) which is the object of the preposition 'into'; 'into a spider' has object pronoun 'it' (circled) which is the object of the preposition 'into'.

