

Biome Poster Project

We are learning about the **different biomes of the world!** Your job is to create a **Biome Poster** to show what you've learned.

The project starts Tuesday, October 14th and is due Tuesday, November 18th.






Directions

1. Poster Board Setup

- You will make one big poster.
- It should have **5 different biomes**: Each week we will focus on one biome. Students will be assigned to start working on their biome picture after we discuss each biome in class. Students will create their pictures and assemble and complete their poster at home and bring it to class on the due date.
 - Our Local Biome (Tennessee – temperate deciduous forest)
 - Polar
 - Forest
 - Dry (Desert)
 - Aquatic

2. Drawing Each Biome

For **each biome**, your drawing should include:

-  **Landscape features** (ice, desert sand, trees, water, etc.)
-  **At least 2 plants** that belong in the biome
-  **At least 2 animals** that live there
-  **Climate/weather clues** (snow, rain, sun, etc.)
-  **Label with the biome's name**

3. Extra Details

- Under each drawing, write **1 fun fact** about that biome.
- Use **bright colors** and be neat so others can learn from your poster.

4. Finishing Touches

- Make sure all 5 biomes fit on your poster.
 - Add a **title at the top** (example: *"Biomes Around the World"*).
 - Check your spelling.
-

Checklist (for each biome)

- I included the landscape.
 - I drew at least 2 plants.
 - I drew at least 2 animals.
 - I showed the weather or climate.
 - I labeled the biome.
 - I wrote 1 fun fact.
-

Sharing

When your poster is finished, you will:

- Show it to the class.
- Share **1 fact you learned** about your favorite biome.



Biome Poster Project Rubric

Total: 20 points

Category	4 points	3 points	2 points	1 point
Content & Accuracy	All 5 biomes are included with correct plants, animals, and climate features.	4 biomes included or most details are correct.	3 biomes included or some details are missing/wrong.	2 or fewer biomes included; many missing/wrong details.
Details in Drawings	Each biome has at least 2 plants, 2 animals, weather clues, labels, and 1 fun fact.	Missing 1–2 required details in total.	Missing several details across multiple biomes.	Very few details included.
Neatness & Effort	Poster is neat, colorful, easy to read, and shows excellent effort.	Poster is mostly neat, readable, and shows good effort.	Poster is a bit messy or hard to read; effort is uneven.	Poster is very messy or incomplete; little effort shown.
Creativity & Presentation	Poster is original, colorful, and creative; student shares clearly with the class.	Poster shows some creativity; student shares with some detail.	Poster shows little creativity; student shares very briefly.	Poster shows no creativity; student does not share or shares very little.
Title & Organization	Clear, centered title and all biomes are organized well on the poster.	Title is included but not clear or organization is uneven.	Title is missing OR poster is not well organized.	No title and poster is disorganized.
